

Logging in the Clever Portal

Using Google Authentication

Clever now utilizes a **Google Authentication Single Sign-on** for login and access. The following steps outline the process for logging into and accessing the Clever Portal using a Chromebook.

There are a few different ways that students can access the **Clever Portal** from their district assigned Chromebook.

Access from ESD Web Site

To access the **Clever Portal** from the ESD Web site:

1. Open your web browser to the Erie's Public Schools web site at <https://www.eriesd.org>.
2. From the menu bar at the top of the screen, click on the **Students** link.
3. From the **Student Portal**, click on the **Login with Clever** icon.

Access from the ESD Bookmarks

To access the **Clever Portal** from the saved bookmarks on your Chromebook:

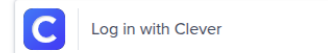
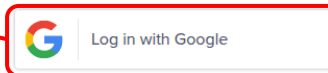
1. Open the Chrome browser on your Chromebook.
2. From the upper left-hand corner of the screen, click on **eriesd.org** bookmarks.
3. From the menu that appears, click on **Clever Portal**.

Logging into Clever Using a Chromebook

From the **Clever Portal Login Screen**:
Click on **Log in with Google**.

Erie City School District


[Not your district?](#)



Having trouble?

Contact patross@eriesd.org


Or [get help logging in](#)



[District admin login](#)

Choose an Account


When prompted to choose what account you want to use, click on your district (eriesd.org) account.


 Sign in with Google



Choose an account

to continue to [Clever](#)


 **Bill Blair**
bblair@eriesd.org

 Use another account

Before using this app, you can review Clever's [privacy policy](#) and [terms of service](#).

Enter Your Password

1. If prompted, enter your password (the same password that you use to log into your district-assigned device).

 Sign in with Google



Hi Bill

 bblair@eriesd.org

Enter your password

☐ Show password

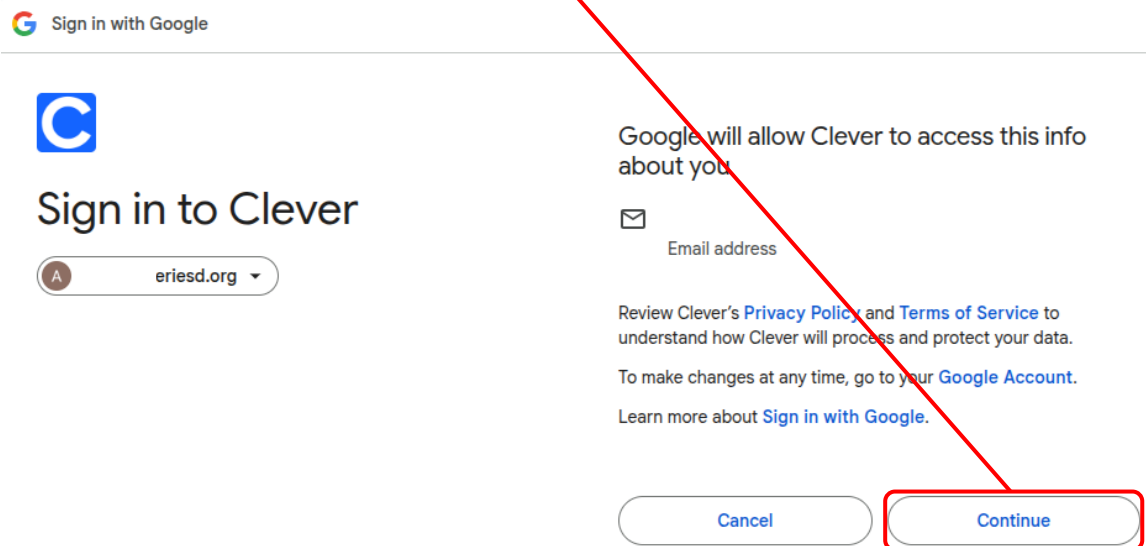
[Forgot password?](#)

Next

2. Click **Next**.

Sign in to Clever

From the **Sign in to Clever** screen, click **Continue** to log into Clever.



Once you allow Clever to access Google, any subsequent login by clicking on **Log in with Google** will automatically log you into Clever and take you directly to the Clever dashboard.

IT Support

Logging into Clever Using Google:

If you have issues logging into Clever using Google after completing the steps above, please submit a support request via email to epssupport@eriesd.org.